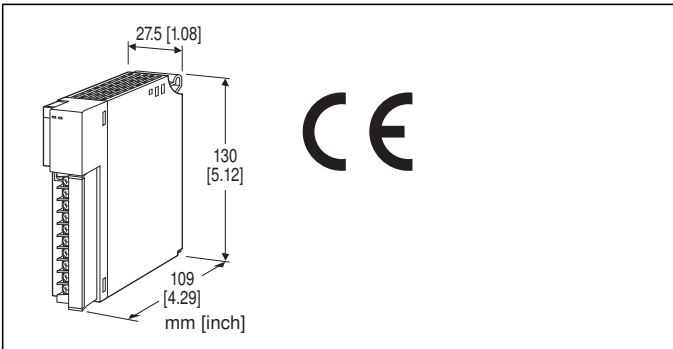


Remote I/O R3 Series

/SET: Preset according to the Ordering Information Sheet
(No. ESU-8405)

DC CURRENT INPUT MODULE

(16 points, non-isolated)



MODEL: R3-SS16N[1][2]

ORDERING INFORMATION

- Code number: R3-SS16N[1][2]
Specify a code from below for each of [1] and [2].
(e.g. R3-SS16NW/CE/Q)
- Specify the specification for option code /Q
(e.g. /C01/SET)

NO. OF CHANNELS

16: 16

ISOLATION

N: Non-isolated between inputs

[1] COMMUNICATION MODE

S: Single
W: Dual

[2] OPTIONS (multiple selections)

Standards & Approvals

blank: Without CE
/CE: CE marking

Other Options

blank: none
/Q: Option other than the above (specify the specification)

SPECIFICATIONS OF OPTION: Q (multiple selections)

COATING (For the detail, refer to M-System's web site.)

/C01: Silicone coating
/C02: Polyurethane coating
/C03: Rubber coating

EX-FACTORY SETTING

CAUTION

■ UNUSED INPUT CHANNELS

Set the unused channels to -20 - +20 mA or 0 - 20 mA range. Otherwise, set them as "Unused" with PC Configurator software: R3CON. Unused channels left open with 4 - 20 mA setting are equal to the input lower than -15 %, which sets a data abnormality at the PLC or the host device.

GENERAL SPECIFICATIONS

Connection

Internal bus: Via the Installation Base (model: R3-BSx)
Input: M3 separable screw terminal (torque 0.5 N·m)
Internal power: Via the Installation Base (model: R3-BSx)
Screw terminal: Nickel-plated steel
Isolation: Input to internal bus or internal power
Input range: Selectable with the side DIP SW (per 8 channels)

Conversion rate: Selectable with the side DIP SW

RUN indicator: Bi-color (red/green) LED;
Red when the bus A operates normally;
Green when the bus B operates normally;
Amber when both buses operate normally.

ERR indicator: Bi-color (red/green) LED;
Red with input circuit abnormality (AD converter response failure);
Green in normal operating conditions.

INPUT SPECIFICATIONS

Input: -20 - +20 mA, 0 - 20 mA, 4 - 20 mA DC
Input resistance: 75 Ω resistor incorporated

INSTALLATION

Operating temperature: -10 to +55°C (14 to 131°F)
Operating humidity: 30 to 90 %RH (non-condensing)
Atmosphere: No corrosive gas or heavy dust
Mounting: Installation Base (model: R3-BSx)
Weight: 200 g (0.44 lb)

PERFORMANCE

Conversion accuracy: ±0.1 %
Conversion rate: 100 / 50 / 20 / 10 msec. selectable
Data range: 0 - 10000 of the input range
Data allocation: 16
Current consumption: 100 mA
Temp. coefficient: ±0.03 %/°C (±0.02 %/°F)
Insulation resistance: ≥ 100 MΩ with 500 V DC

Dielectric strength: 1500 V AC @ 1 minute
 (input to internal bus or internal power)
 2000 V AC @ 1 minute (power input to FG; isolated on the power supply module)

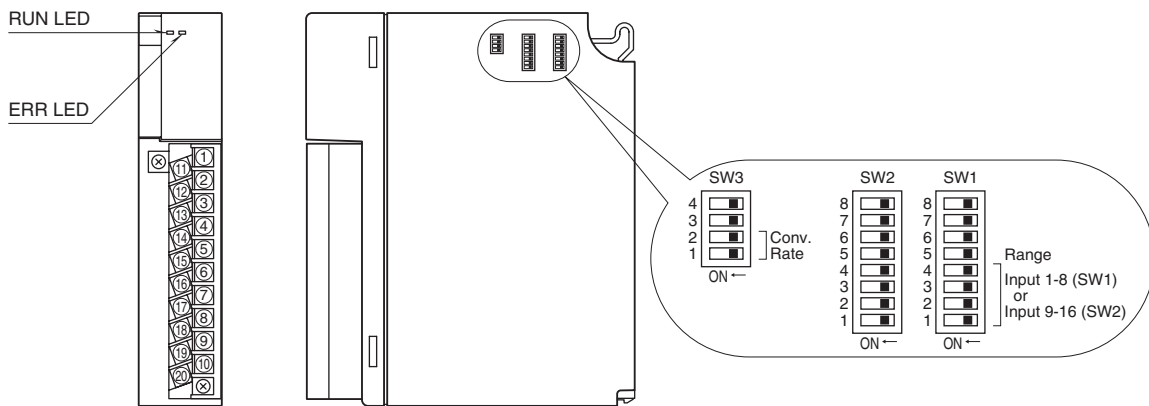
STANDARDS & APPROVALS

EU conformity:
 EMC Directive
 EMI EN 61000-6-4
 EMS EN 61000-6-2
 RoHS Directive

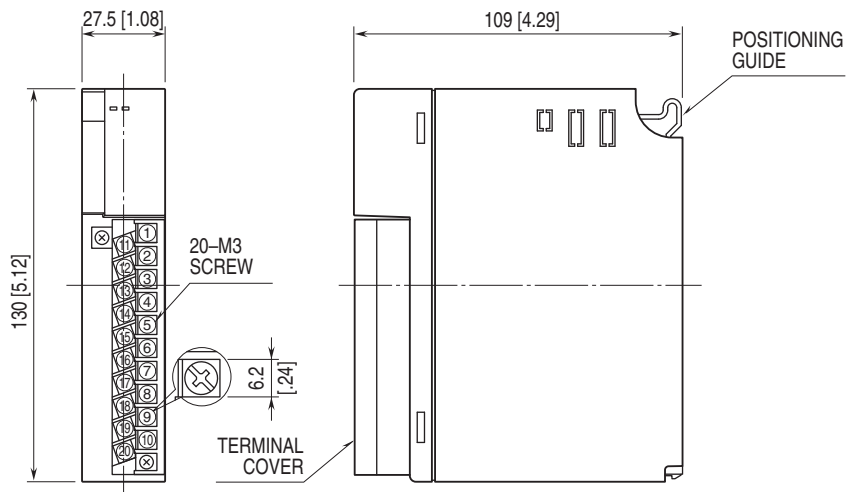
EXTERNAL VIEW

■ FRONT VIEW

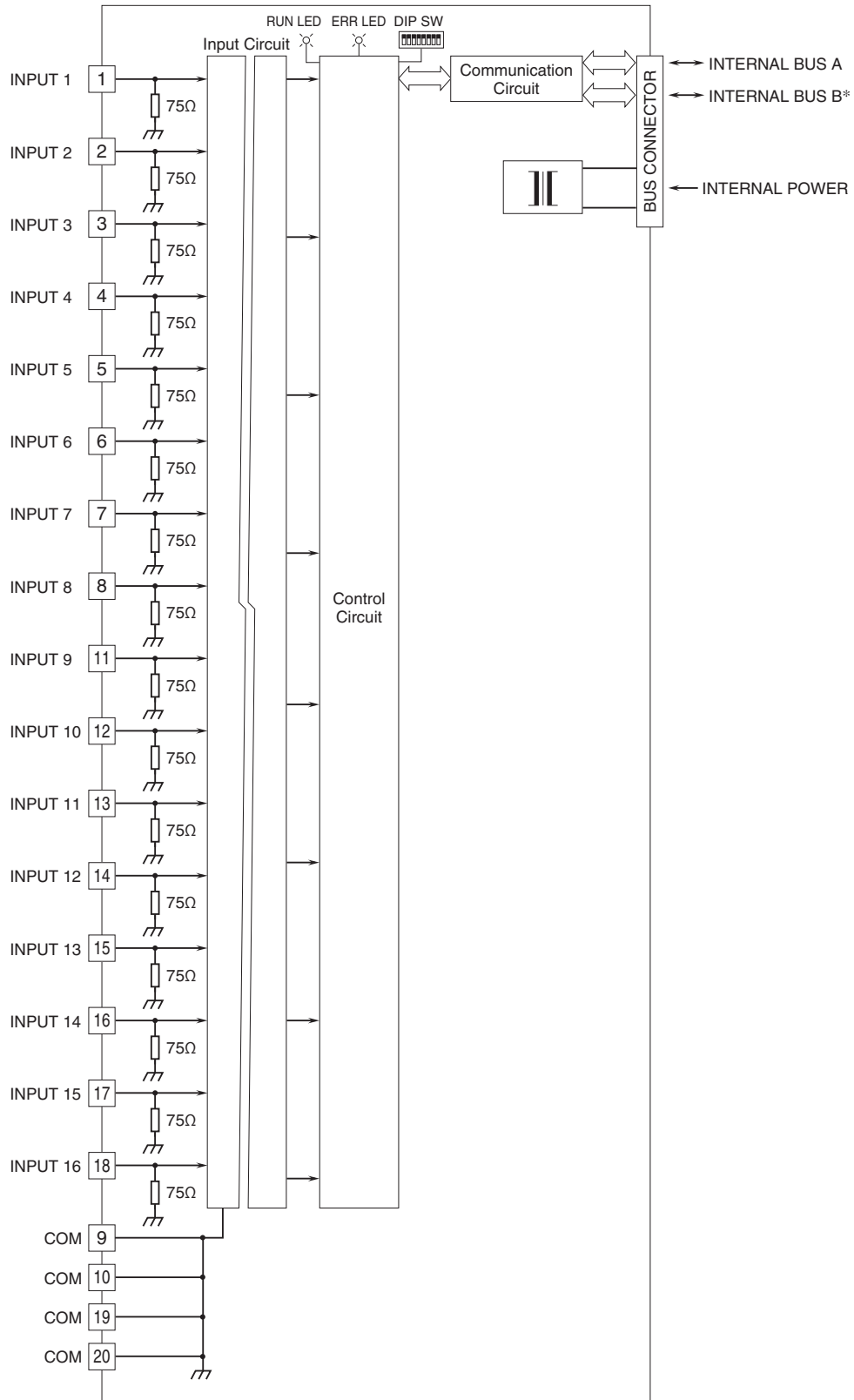
■ SIDE VIEW



EXTERNAL DIMENSIONS & TERMINAL ASSIGNMENTS unit: mm [inch]



SCHEMATIC CIRCUITRY & CONNECTION DIAGRAM



*For dual redundant communication.



Specifications are subject to change without notice.